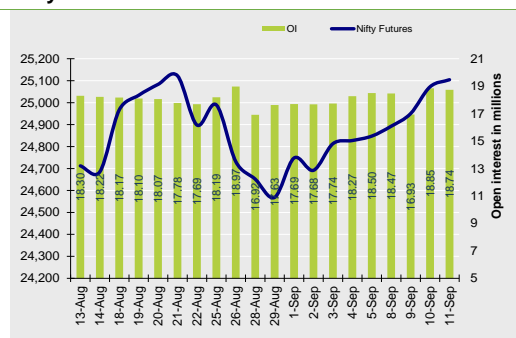


## Nifty Snapshot

	Close	Prv Cl.	Ab chg	% chg
Spot	25,005.50	24,973.10	32.40	0.13
Futures	25,104.50	25,072.30	32.20	0.13
OI(ml shr)	18.74	18.85	-0.11	-0.56
Vol (lots)	31710	72836	-41126	-56.46
COC	99.00	99.20	-0.20	-0.2
PCR-OI	1.17	1.15	0.02	2.0

## Nifty Futures Price v/s OI



## Institutional Activity in previous trading session

(in Rs cr.)	Buy	Sell	Net
Index Futures	1628.58	992.98	635.60
Index Options	568571.14	561276.28	7294.86
Stock Futures	13869.95	16644.84	-2774.89
Stock Options	23484.73	23914.77	-430.04
FII Cash	10,008.75	13,481.12	-3,472.37
DII Cash	14,831.21	10,785.67	4,045.54

## Net FII Activity (in Rs cr.)

Date	Idx Fut	Stk Fut	Idx Opt	Cash
11-Sep	635.6	-2774.9	7294.9	-3472
10-Sep	698.4	254.8	-13441.4	-116
9-Sep	280.2	-251.4	-5498.6	2050
8-Sep	9.2	1262.1	9424.0	-2170
5-Sep	-520.2	-96.6	5895.5	-1305
4-Sep	-1073.0	-2006.8	10307.6	-106

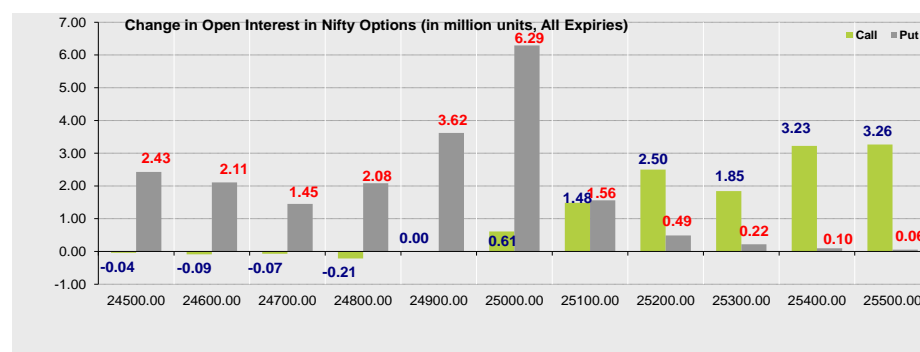
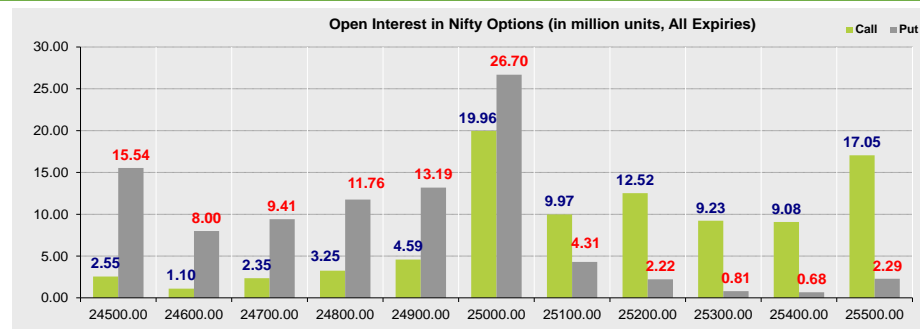
## Technical Pivot (Intraday):

	S2	S1	PIVOT	R1	R2
NIFTY	25020	25060	25090	25135	25160
BANKNIFTY	54550	54715	54825	54990	55105

## Summary

- Indian markets closed on a flat note where buying was mainly seen in PSU Banks, Media, Oil & Gas Sectors. Nifty Sept Futures closed at 25104.50 (up 32.20 points) at a premium of 99.00 pts to spot.
- FII's were net sellers in Cash to the tune of 3472.37 Cr and were net buyers in index futures to the tune of 635.60 Cr.
- India VIX decreased by 1.68% to close at 10.36 touching an intraday high of 10.78.

## Open Interest in Nifty Options:



- The above second chart shows previous trading day's change in Nifty options where Additions in OI were seen in 25400, 25300, 25200, 25100 strike Calls and at 24800, 24900, 25000 strike Puts indicating market is likely to remain range bound in the near term.
- Highest OI build-up is seen at 25000 strike Calls and 25000 strike Puts, to the tune of 19.96mn and 26.70mn respectively.

## Outlook on Nifty:

**Index is likely to open on a positive note today and is likely to remain range bound during the day.**

(Price is in Rs; OI is in million units; Price chg and OI chg are in percentage) **NB RESEARCH**

## Fresh Longs seen in:

Scrip	Price	Price chg	OI	OI Chg
TATACHEM	974.3	2.7	5.0	9.8
GODREJCP	1258.1	0.4	9.1	8.0
PPLPHARMA	201.3	0.7	11.6	7.7

## Short Covering seen in:

Scrip	Price	Price chg	OI	OI Chg
FINNIFTY	26272.1	0.1	0.1	-5.0
NHPC	82.5	3.5	60.2	-4.9
CGPOWER	787.7	2.2	16.4	-3.7

## Fresh Shorts seen in:

Scrip	Price	Price chg	OI	OI Chg
OFSS	9168.5	-1.6	1.3	41.4
AMBUJACEM	563.2	-1.1	42.6	31.1
ANGELONE	2208.4	-5.5	4.2	20.0

## Long Unwinding seen in:

Scrip	Price	Price chg	OI	OI Chg
KFINTECH	1107.8	-1.1	1.4	-6.1
MFSL	1609.6	-0.4	5.2	-4.8
PGEL	572.7	-0.5	9.0	-4.6

**NIFTY50 Options OI (CE OI = Resistance) (PE OI = Support)**

Symbol	Highest CE OI	Highest PE OI	CMP
ADANIENT	2400	2600	2406
ADANIPTS	1400	1400	1400
APOLLOHOSP	7900	7900	7911
ASIANPAINT	2600	2500	2563
AXISBANK	1100	1060	1092
BAJAJ-AUTO	9500	8800	9120
BAJAJFINSV	2060	2000	2048
BAJFINANCE	980	900	972
BEL	400	370	387
BHARTIARTL	1920	1900	1918
CIPLA	1600	1600	1567
COALINDIA	400	450	395
DRREDDY	1300	1200	1298
EICHERMOT	6900	6000	6791
ETERNAL	320	320	329
GRASIM	2800	2800	2806
HCLTECH	1500	1400	1472
HDFCBANK	1000	960	970
HDFCLIFE	800	760	775
HINDALCO	750	700	746
HINDUNILVR	2800	2600	2631
ICICIBANK	1400	1400	1406
INDIGO	5800	5600	5672
INFY	1540	1500	1514
ITC	410	410	416

**NIFTY50 Options OI (CE OI = Resistance) ( PE OI = Support)**

Symbol	Highest CE OI	Highest PE OI	CMP
JIOFIN	320	310	312
JSWSTEEL	1200	1000	1104
KOTAKBANK	2000	1960	1981
LT	3600	3600	3553
M&M	3600	3500	3612
MARUTI	15000	14000	15158
MAXHEALTH	1200	1300	1180
NESTLEIND	1200	1200	1226
NTPC	340	330	332
ONGC	240	235	235
POWERGRID	290	280	288
RELIANCE	1400	1400	1389
SBILIFE	1900	1800	1818
SBIN	820	800	826
SHRIRAMFIN	700	600	622
SUNPHARMA	1620	1400	1613
TATACONSUM	1200	970	1108
TATAMOTORS	720	700	709
TATASTEEL	170	160	170
TCS	3200	3100	3133
TECHM	1580	1480	1525
TITAN	3700	3600	3600
TRENT	5600	5000	5184
ULTRACEMCO	13000	12000	12441
WIPRO	260	250	254

OI against MWPL				
Symbol	MWPL	Open Interest	Limit for next day	% OI
OFSS	4769908	5472525	Ban	115%
HFCL	197306132	175381950	12058875	89%
RBLBANK	121801958	105483025	Ban	87%
ANGELONE	12863513	10798250	1422087	84%
PNBHOUSING	37416542	29342300	6203414	78%
NMDC	689383367	520519500	134394698	76%
LICHSGFIN	60244101	44152000	13079895	73%
SAMMAANCAP	163102628	115059400	39888096	71%
NATIONALUM	178967755	124173750	45845617	69%
SAIL	289148547	189005800	85685319	65%
TITAGARH	16037381	10031825	5203686	63%
UPL	112304777	69610415	37079123	62%
PNB	687763516	415752000	237623340	60%
BSE	64513850	38453250	22834907	60%
BANDHANBNK	190337283	113385600	67434818	60%
BDL	18382289	10798450	6664724	59%
EXIDEIND	91809066	53026200	34192412	58%
KALYANKJIL	76736012	43569000	29330211	57%
PGEL	31863579	18011700	12258700	57%
INDUSINDBK	125074379	70648200	48172460	56%
MCX	10180563	5657625	4013909	56%
CANBK	672420574	368988750	269810795	55%
LTF	169036274	91653942	68930518	54%
PATANJALI	67786850	36679500	27718007	54%
AUROPHARMA	55970580	30193900	22978151	54%
ABCAPITAL	163088564	87888100	67046035	54%
CDSL	35530000	19060325	14693175	54%
TATATECH	36328758	19403200	15109120	53%
IDEA	16128051291	8562204675	6759444051	53%
BANKBARODA	372635498	193561875	160441848	52%
TATAELXSI	6987155	3614100	3023697	52%
ASTRAL	24660712	12610600	10817076	51%
RECLTD	249446067	126944100	110029663	51%

[illegible]

**Derivative Recommendations:**

Stock Name	Call (Buy/Sell)	Entry price	Targets	Stop Loss	Duration	Status
BANKNIFTY 55000 CE	Buy	460	660	360	1-2 Days	Open
CONCOR 560 CE	Buy	9.7	15	7	1-2 Days	Open

**FROM THE EQUITY DERIVATIVE DESK:**

**NIRAV HARISH CHHEDA**  
AVP - DERIVATIVES AND TECHNICAL RESEARCH  
E-Mail: [nirav.chheda@nirmalbang.com](mailto:nirav.chheda@nirmalbang.com)  
Tel no: 6273-8199/8000

**AMIT BHUPTANI**  
SNR.DERIVATIVES AND TECHNICAL RESEARCH ANALYST  
E-Mail: [amit.bhuptani@nirmalbang.com](mailto:amit.bhuptani@nirmalbang.com)  
Tel no: 6273-8242/8000

**DISCLOSURES**

Research Reports that are published by Nirmal Bang Securities Private Limited (hereinafter referred to as "NBSPL") are for private circulation only. NBSPL is a registered Research Analyst under SEBI (Research Analyst) Regulations, 2014 having Registration no. INH000001766. NBSPL is also a registered Stock Broker with National Stock Exchange of India Limited, BSE Limited, Metropolitan Stock Exchange of India Limited, Multi Commodity Exchange of India Limited, National Commodity and Derivative Exchange Limited and Indian Commodity Exchange Limited in cash and Equity and Commodities derivatives segments.

NBSPL has other business divisions with independent research teams separated by Chinese walls, and therefore may, at times, have different or contrary views on stocks and markets.

NBSPL or its associates have not been debarred / suspended by SEBI or any other regulatory authority for accessing / dealing in securities Market. NBSPL, its associates or analyst or his relatives do not hold any financial interest (Except Investment) in the subject company. NBSPL or its associates or Analyst do not have any conflict or material conflict of interest at the time of publication of the research report with the subject company. NBSPL or its associates or Analyst or his relatives may or may not hold beneficial ownership of 1% or more in the subject company at the end of the month immediately preceding the date of publication of this research report.

NBSPL or its associates / analyst has not received any compensation / managed or co-managed public offering of securities of the company covered by Analyst during the past twelve months. NBSPL or its associates have not received any compensation or other benefits from the company covered by Analyst or third party in connection with the research report. Analyst has not served as an officer, director or employee of Subject Company. NBSPL / analyst has not been engaged in market making activity of the subject company.

Analyst Certification: The research analysts and authors of these reports, hereby certify that the views expressed in this research report accurately reflects my/our personal views about the subject securities, issuers, products, sectors or industries. It is also certified that no part of the compensation of the analyst(s) was, is, or will be directly or indirectly related to the inclusion of specific recommendations or views in this research. The analyst(s) principally responsible for the preparation of this research report and has taken reasonable care to achieve and maintain independence and objectivity in making any recommendations.

**DISCLAIMER**

This report is for the personal information of the authorized recipient and does not construe to be any investment, legal or taxation advice to you. NBSPL is not soliciting any action based upon it. Nothing in this research shall be construed as a solicitation to buy or sell any security or product, or to engage in or refrain from engaging in any such transaction. In preparing this research, we did not take into account the investment objectives, financial situation and particular needs of the reader.

This research has been prepared for the general use of the clients of NBSPL and must not be copied, either in whole or in part, or distributed or redistributed to any other person in any form. If you are not the intended recipient you must not use or disclose the information in this research in any way. Though disseminated to all the customers simultaneously, not all customers may receive this report at the same time. NBSPL will not treat recipients as customers by virtue of their receiving this report. This report is not directed or intended for distribution to or use by any person or entity resident in a state, country or any jurisdiction, where such distribution, publication, availability or use would be contrary to law, regulation or which would subject NBSPL & its group companies to registration or licensing requirements within such jurisdictions.

The report is based on the information obtained from sources believed to be reliable, but we do not make any representation or warranty that it is accurate, complete or up-to-date and it should not be relied upon as such. We accept no obligation to correct or update the information or opinions in it. NBSPL or any of its affiliates or employees shall not be in any way responsible for any loss or damage that may arise to any person from any inadvertent error in the information contained in this report. NBSPL or any of its affiliates or employees do not provide, at any time, any express or implied warranty of any kind, regarding any matter pertaining to this report, including without limitation the implied warranties of merchantability, fitness for a particular purpose, and non-infringement. The recipients of this report should rely on their own investigations.

This information is subject to change without any prior notice. NBSPL reserves its absolute discretion and right to make or refrain from making modifications and alterations to this statement from time to time. Nevertheless, NBSPL is committed to providing independent and transparent recommendations to its clients, and would be happy to provide information in response to specific client queries.

Before making an investment decision on the basis of this research, the reader needs to consider, with or without the assistance of an adviser, whether the advice is appropriate in light of their particular investment needs, objectives and financial circumstances. There are risks involved in securities trading. The price of securities can and does fluctuate, and an individual security may even become valueless. International investors are reminded of the additional risks inherent in international investments, such as currency fluctuations and international stock market or economic conditions, which may adversely affect the value of the investment. Opinions expressed are subject to change without any notice. Neither the company nor the director or the employees of NBSPL accept any liability whatsoever for any direct, indirect, consequential or other loss arising from any use of this research and/or further communication in relation to this research. Here it may be noted that neither NBSPL, nor its directors, employees, agents or representatives shall be liable for any damages whether direct or indirect, incidental, special or consequential including lost revenue or lost profit that may arise from or in connection with the use of the information contained in this report.

Copyright of this document vests exclusively with NBSPL. Our reports are also available on our website [www.nirmalbang.com](http://www.nirmalbang.com)